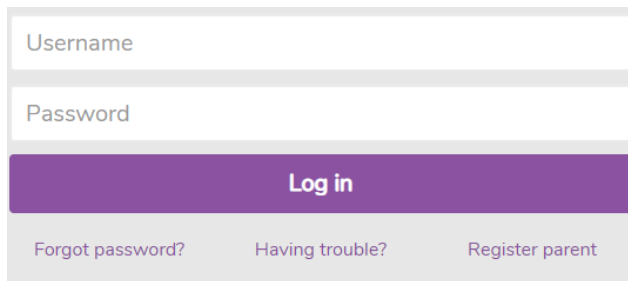



## Purple Mash instructions for children

<https://www.purplemash.com/sch/menston>



A login form with two input fields: 'Username' and 'Password'. Below the fields is a purple 'Log in' button. At the bottom, there are three links: 'Forgot password?', 'Having trouble?', and 'Register parent'.

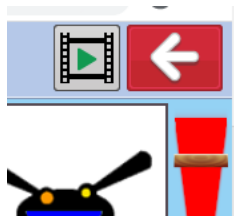
If your teacher has set you some tasks, you will find them by clicking **2Dos** or **Alerts**:



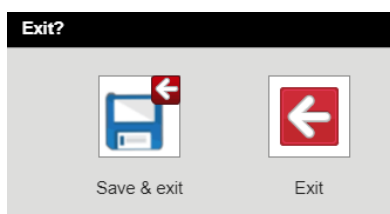
Or you can explore and do lots of other activities:



Once you have completed an activity, you can save your work:



Click the red arrow (in the top right-hand corner of the screen).



Click **Exit** if you don't want to save and **Save & exit** if you do.

If you are saving your work, give it a (sensible) name and save it into the My Work folder:



You can then retrieve your work to edit it if you'd like to by clicking the yellow **Work** folder on the main menu:





To return to the main menu, click on the home icon on the main menu:

There are all sorts of activities including English, Maths, Science, Art & Design, Music and Coding. There are lots of different topics to explore too.

You can even create your own quizzes and games! There are useful videos to help you to do this:

<https://www.purplemash.com/#tab/pm-home/tools/2diynew>